



1010AM Deadlock



Mechanical Locks



For More information please call 210-123-4567

Mechanical Locks

1010AM Deadlock



STANDARD FEATURES

- Mechanical deadlock
- 6 pin tumblers
- Mounting fasteners

APPLICATION

For small swinging doors on access panels, plumbing chases, control cabinets, etc.

FUNCTION

Mogul key activated locking and unlocking.

OPTIONAL FEATURES

EXTENDED BOLT - Used for stop side mounting. Specify "1-1/4" ."

HOLLOW METAL MOUNTING - Used for hollow metal door application. Specify "HM."

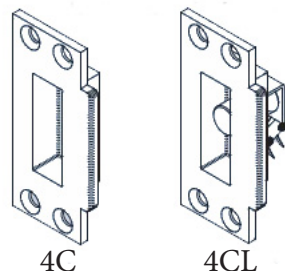
MASTER KEYING AVAILABLE.

BOLT KEEPER OPTIONS - (Must be specified separately):

4C - Bolt keeper with dustbox 4CL - Bolt keeper with switch

NOTE: All bolt keepers are supplied with security fasteners.

BOLT KEEPERS



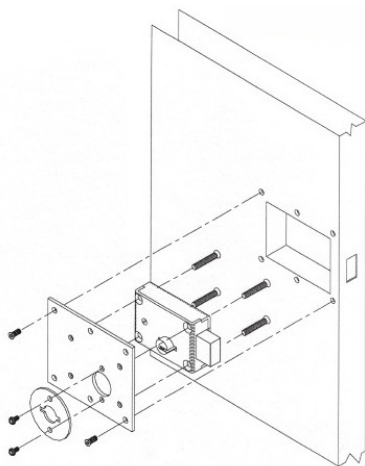
1010AM-1: KEYED ONE SIDE
1010AM-2: KEYED BOTH SIDE

For More information please call 210-123-4567



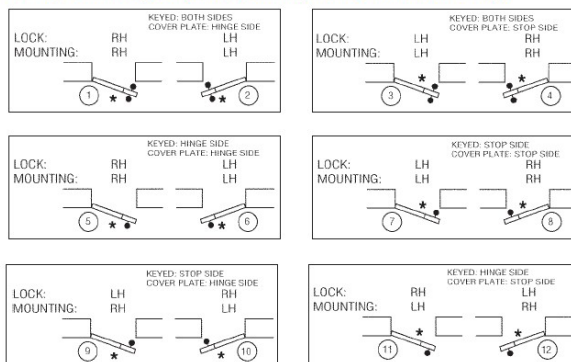
Mechanical Locks

1010AM Deadlock



HM Mounting Shown

Swing Chart: Specify circled swing number when ordering.



* Indicates lock mounting/access plate side.

TECHNICAL DATA

Standard Finish	Galvanized
Cover	Steel
Case	Steel
Lockbolt	Stainless Steel
Mogul Cylinder	US26D
Mogul Keys	Nickel Silver
Pin Tumblers and Engaging Balls	6 tumblers per lock
Lock Case Size	4.4" L x 3.15" H x 1.35" TK
Lock Weight	5.5 lbs
Lockbolt Size	1-1/2" H x 3/4" TK
Lockbolt Throw	5/8"



For More information please call 210-123-4567